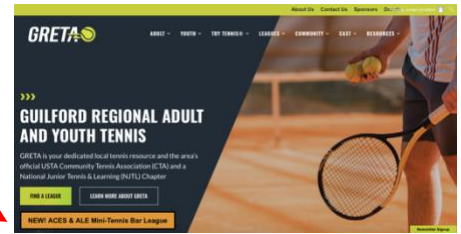


HOW TO COMPLETE YOUR REGISTRATION FOR ACES & ALE

1. Go to www.GRETANC.com
2. Click on the button to take you to the ACES & ALE League page.



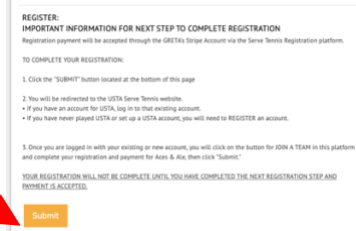
3. On the ACES & ALE League Page you will see the button to REGISTER



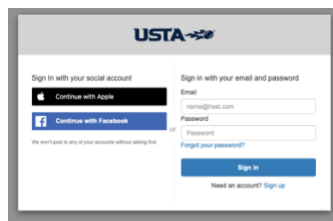
4. You will now be on the initial registration form for the league which will collect your contact information and t-shirt size, etc. for the league:



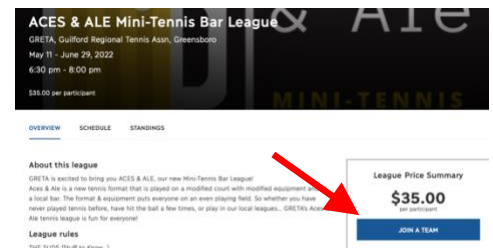
5. Scroll down to complete the initial registration form and when you have completed all the required questions you will click on the SUBMIT button.



6. You will be re-directed to the USTA site for to complete registration and payment on Serve Tennis.
7. If you have played league tennis or have had a log-in with USTA in the past, you will use that login and password. Otherwise, you will need to REGISTER to obtain an account



8. Once you are registered/logged in your will see the button to JOIN A TEAM
9. Select whether you have a specific brewery team that you are registering for OR if you are open to being placed on a team, Click the box for the waiver once more and then proceed to payment.
10. You will receive an email confirming your registration.



For additional questions or information e-mail: Susan Brodeur at susan@gretanc.com